

Reaching Home: Canada's Homelessness Strategy
Community Homelessness Report

Yellowknife

2022-2023

TEMPLATE FOR COMMUNITIES

SECTION 1: COMMUNITY CONTEXT

Overview

- 1.1 a) Highlight any efforts and/or issues related to the work that your community has done to **prevent and/or reduce homelessness and increase access to safe, adequate housing** over the last year.

In 2022/2023 the City of Yellowknife's Community Advisory Board on Homelessness provided funding of \$219,000 for Prevention and Shelter Diversion to the SideDoor. SideDoor has used these funds to pay for rental/utility arrears and emergency one-time assistance. Additionally, we have provided a total of \$901,953 in funding to three separate Housing First programs, focusing on housing youth, adults and families respectively. As well as \$150,000 to upgrade units at Bailey House- a transitional housing unit run by the Salvation Army. In 2022/2023 The City of Yellowknife also provided funding of \$ 1,318,864 in Reaching Home funds to Housing Northwest Territories (NWT) to build a transitional housing unit for individuals returning from out of territory treatment.

Yellowknife continues to struggle with housing stock as a fundamental issue perpetuating homelessness. Yellowknife has a 0% vacancy rate and minimal land on which to build. All of the Housing First programs funded through Reaching Home funds must rely on private market rentals, and largely one real estate investment trust to house their clients. As a result, programs are struggling to expand their programming and find themselves in the position of not being able to house clients with challenging histories as they can be "blacklisted" by the landlord. The funded organizations have indicated that they've hit a wall with this landlord and it's creating a significant impediment to their programs and could prevent them from being able to do work supporting housing in the future. Without significant capital investment, and partnership with territorial and federal governments to assist organizations establish their own buildings, or to invest in government funded and owned housing, most efforts to address homelessness in our community will maintain the status quo at best, but will not have a meaningful impact toward reducing or ending homelessness in our community.

- b) What **impact** did these efforts and/or issues have on your community's outcomes over the last year (as reported in Section 4, if applicable)? Please enter N/A if the impact is not known at this time.

While we do not have quality historic data to quantify the impact these efforts have had, we can confirm that in 2022-2023 our housing first programs have funded 12 adult housing first units, as well as additional case management for 2 individuals who are unhousable with the current housing landscape, 16 youth housing first units and 34 family housing first units.



1.2 How has the community’s approach to addressing homelessness changed over the last few years? The worksheet called **“Reflecting on the Changing Response to Homelessness”** can help with reflecting on how the approach has changed and the impact of these changes at the local level.

The community entity's approach to addressing homelessness has not changed over the past few years. The city has identified core areas of concern in our community and has funded those each year. Namely, Housing First for Youth, Adults, and Families. One big change in 2023/2024 is recognizing that we must increase our prevention efforts and so this year the Community Advisory Board (CAB) has funded four separate prevention and shelter diversion streams (youth, adults, seniors and families). We have also increased our focus on providing training for local homelessness serving organizations. We have identified that lack of staff training is hampering efforts and organizations find it difficult to fund and organize training. Additionally, given our location, centralized training for all organizations just makes sense. Moving forward we anticipate significant change as the NWT has recently released its homelessness strategy focusing on integrated service delivery (ISD) and person centred services. The Government of Northwest Territories (GNWT) is piloting a colocation office in Yellowknife and the ISD staff have reached out to us to utilize our existing coordinated access platform as a starting off point and to ensure integration between approaches.

Collaboration between Indigenous and Non-Indigenous Partners

1.3 a) Does your community, as a Designated Community (DC), also receive Reaching Home Indigenous Homelessness (IH) funding? If yes, your community has an IH Community Entity (CE) and/or Community Advisory Board (CAB).	Not applicable – community is not a DC



<p>1.4 a) Specific to Coordinated Access and the HMIS, has there been ongoing, meaningful collaboration between the DC or Territorial Homelessness (TH) CE and local Indigenous organizations over the reporting period? Where it exists in your province, this could include the IH non-DC CE and/or organizations funded by the IH non-DC stream in the broader area. Note that collaboration with the IH CE and/or CAB, where applicable, should only be included in Question 1.3 above.</p>	<p>Yes</p>
<p>b) Describe this collaboration in more detail. How were Indigenous peoples engaged in these discussions? When did collaboration occur and which organizations were involved? What aspects of Coordinated Access and/or the HMIS were discussed? How did Indigenous perspectives influence the outcome?</p> <div style="background-color: #cccccc; height: 100px; width: 100%;"></div>	
<p>Our Coordinated Access Working group includes members of Dene Nation, Arctic Indigenous Wellness Foundation, and many Indigenous staff members of homelessness serving organization. Through consulting with this group we have identified that the Vulnerability Assessment Tool (VAT) was viewed as a colonial tool not compatible with the local Indigenous culture and as such have been taking part in the pilot of a new prioritization "tool" known as the PATHS process. This process is an Indigenous led, community driven tool which seeks to prioritize individuals for housing in a more culturally appropriate way.</p>	
<p>1.5 a) With respect to the completion of the Community Homelessness Report (CHR), was there ongoing, meaningful collaboration between local Indigenous and non-Indigenous organizations and, where applicable, the IH CE and/or IH CAB?</p>	<p>No</p>
<div style="background-color: #cccccc; height: 100px; width: 100%;"></div>	

b) What is the plan to ensure meaningful collaboration occurs during next year's CHR process? How will Indigenous peoples be engaged in these discussions? Which organizations, such as the IH CE and/or IH CAB, will be involved? When and how will they be engaged?

Next year, the CAB will request that the member representing an Indigenous organization request feedback on the CHR from their organization. This document is a difficult one to get feedback on due to the rigidity of the questions, and data-driven responses. A more fulsome discussion regarding homelessness with Indigenous organizations can and does happen outside of the scope of this document.

Public Access to Results

- 1.7 As outlined in the Reaching Home Directives, communities are required to make a summary of the CHR publicly available. How will the public have access to this information? For example, which website will be used to publish the results?

The report will be publicly available on the City of Yellowknife homelessness page.

End of Section 1

SECTION 2: COORDINATED ACCESS AND HOMELESSNESS MANAGEMENT INFORMATION SYSTEM (HMIS) SELF-ASSESSMENT

Governance

2.1	Is there a governance model for Coordinated Access and has a Coordinated Access lead organization(s) been identified?	Yes
2.2	Is there a governance model for your HMIS and has an HMIS lead organization(s) been identified?	Yes
2.3	Do all service providers receiving funding through the Designated Communities (DC) or Territorial Homelessness (TH) stream participate in Coordinated Access?	Yes

Homelessness Management Information System (HMIS)

2.4	a) Does your community have an HMIS to manage individual-level data and service provider information for Coordinated Access?	Yes
b) How many service providers in the community are currently using this HMIS?		
6		
	c) In your community, is the Homeless Individuals and Families Information System (HIFIS) the HMIS that is being used?	Yes

2.5	Has your community signed an Agreement with Infrastructure Canada? This is either a Data Provision Agreement (for communities using HIFIS) or a Data Sharing Agreement (for those using an equivalent HMIS). Of note, Agreements may be signed by a community directly or on behalf of a community (e.g., where the province or another community has authority to do so, as the HMIS host).	Yes
2.6	Do you have a set of local agreements to manage privacy, data sharing and client consent related to your HMIS that comply with municipal, provincial and federal laws?	Yes
2.7	Have you established safeguards to ensure the data collected in your HMIS is secured from unauthorized access?	Yes
Access Points to Service		
2.8	Are access sites available in some form throughout the Designated Communities (DC) or Territorial Homelessness (TH) geographic area so that the Coordinated Access system serves the entire DC geographic area?	Yes
2.9	Are there processes in place to monitor if there is easy and equitable access to the Coordinated Access system and respond to any emerging issues, as appropriate?	Under development
2.10	Are there processes in place that ensure no one is denied access to service due to perceived housing or service barriers?	Under development
Triage and Assessment		
2.11	Is the triage and assessment process documented in one or more policies/protocols, including an intake protocol for entering people into the Coordinated Access system and/or HMIS when they (re)connect with an access point?	Yes
2.12	Is the same common assessment tool used for all population groups experiencing homelessness (e.g., youth, women fleeing violence, and Indigenous peoples)?	Under development

Coordinated Access Resource Inventory		
2.13	Are all housing resources funded through the Designated Communities (DC) or Territorial Homelessness (TH) stream identified as part of the Coordinated Access Resource Inventory?	Yes
2.14	For each housing resource in the Coordinated Access Resource Inventory, have eligibility requirements been documented?	Under development
2.15	For each type of housing resource in the Coordinated Access Resource Inventory, have prioritization criteria, and the order in which they will be applied, been documented?	Yes
Vacancy Matching and Referral		
2.16	Is the vacancy matching and referral process documented in one or more policies/protocols, including how vacancies are filled from the Coordinated Access Resource Inventory according to agreed-upon prioritization and referral protocols?	Yes
2.17	Do the vacancy matching and referral policies/protocols specify how individual choice in housing options will be respected (allowing individuals and families to reject a referral without repercussions) and do they include processes specific to dealing with vacancy referral challenges, concerns and/or disagreements (including refusals of referrals)?	Yes
2.18	Are vacancies from the Coordinated Access Resource Inventory filled using the list of people waiting for housing resources who are offer-ready (i.e., the List filtered to a Priority List)?	Under development
Section 2 Summary Tables		
The table below provides a summary of the work your community has done so far to meet the Reaching Home minimum requirements for Coordinated Access and an HMIS:		

	Met	Started	Not Yet Started
Total	13	5	0

The table below shows the percentage of minimum requirements completed for each core component:

	Governance	HMIS	Access Points to Service	Triage and Assessment	Coordinated Access Resource Inventory	Vacancy Matching and Referral
Percentage Completed	100%	100%	33%	50%	67%	67%

Section 2 Summary Comment

2.19 Are there particular efforts and/or issues that you would like to highlight for this reporting period related to your community's work to achieve the Reaching Home minimum requirements?

In particular, please include:

- an update about your community's efforts to set-up, sustain and/or improve the Coordinated Access system and use of an HMIS;
- Coordinated Access and/or HMIS enhancements covered under a Reaching Home minimum requirement that were identified as "met" in a previous CHR; and,
- information about how people with lived experience of homelessness (current or former clients) are being engaged or will be engaged in one or more aspects of Coordinated Access (e.g., are they included in the governance model).

Your Summary Comment is an opportunity to provide additional context about your Section 2 Summary Tables results above.

2022-2023 was a significant year for Coordinated Access in Yellowknife. We have started the process of participating in a pilot project for a prioritization process (the PATH process) which is Indigenous developed and community driven. Previously the assessment process was a major stumbling block for community buy-in to coordinated access. We hope that by utilizing the PATH process we will be able to better meet our community needs as well as satisfy local organization's concerns. We "soft-launched" coordinated access in January with a launch event and are working steadily towards full implementation. Recently we've met with the Government of Northwest Territories (GNWT) Integrated Service Delivery group and are working towards a mutual goal of system-wide coordination.

Unfortunately earlier in the year our two Community Advisory Board (CAB) members with lived experience were no longer able to attend regularly. We've recently filled those two seats with new members who will be invited to also participate in our Coordinated Access Committee.

End of Section 2

SECTION 3: OUTCOMES-BASED APPROACH SELF-ASSESSMENT

Step 1. Have a List

Part A) Does the community have a List?

There are four minimum characteristics of a List.


3.1	Is the List created by a centralized database (such as an HMIS) or does it exist as a single document (outside of an HMIS)?	Yes
3.2	Does the List include people who are currently experiencing homelessness?	Yes
3.3	Do people give their consent to be included on the List?	Yes
3.4	Do individuals and families appear only once on the List?	Yes

Part B) Please provide additional information about the List

3.5 Where does data for the List come from?

a) Select all that apply:

- HIFIS
- Excel
- Other HMIS
- Other data source(s)
- Not applicable – Do not have a List yet



c) Please describe how the List is created using HIFIS (e.g., Coordinated Access module, Unique Identifier List report or custom report).

Custom report

Empty text area for describing the custom report.



3.6 Communities need information about people's interaction with the homeless-serving system to be able to calculate inflows into homelessness (re-engagement with the system) and outflows from homelessness (disengagement from the system).

<p>a) Is there a written policy/protocol for the List that describes how interaction with the homeless-serving system is documented, including the number of days of inactivity after which people are identified as “inactive”? The policy/protocol should define what it means to be “active” or “inactive” on the List and explain how to document when someone is included on the List for the first time, as well as any changes in “activity” or “inactivity” over time.</p>	<p>Yes</p>
<p>b) Can the community get data about when people first interacted with the homeless-serving system and were included on the List? For example, can the community get data for the number of people that were newly identified on the List?</p>	<p>Yes</p>
<p>c) Can the community get data about people experiencing homelessness that became “active” again on the List (re-engaged with the homeless-serving system) and those that became “inactive” (disengaged with the homeless-serving system)? For example, can the community get data for the number of people that were “reactivated” on the List after a period of inactivity?</p>	<p>Not yet</p>
<p>3.7 Communities need information about where people are staying or living to be able to calculate inflows into homelessness (where people came from) and outflows from homelessness (where people went). This data is called “housing history”.</p>	
<p>a) Is there a written policy/protocol for the List that describes how housing history is documented? The policy/protocol should define what it means to be “homeless”, “housed” or “transitional” on the List and explain how to document when someone transitions “into homelessness” and “from homelessness” over time.</p>	<p>Yes</p>
<p>b) Can the community get data from the List about people that transitioned “into homelessness” and “from homelessness”? Examples of transitions include a discharge from shelter and move to permanent housing (a transition “from homelessness”) or an eviction from supportive housing to no fixed address (a transition “to homelessness”).</p>	<p>Yes</p>
<p>3.8 a) Can the community get demographic data from the List? Check all that apply.</p>	
<p><input checked="" type="checkbox"/> Indigenous identity (mandatory for Reaching Home)</p> <p><input checked="" type="checkbox"/> Age</p>	

Household type (e.g., single or family)

Gender identity

Veteran status

Other (please define)

Not applicable – Do not have a List yet

b) When **chronic homelessness** is calculated using data from the List, is the Reaching Home definition used? The federal definition of chronic homelessness is 180 days of homelessness over the past year and/or 546 days of homelessness in the past three years.

Yes

Step 2. Have a real-time List

Part A) Is the List kept up-to-date, so that data is real-time?

To meet the minimum characteristic for a real-time List, it must be updated regularly, monthly at minimum.

3.9	Is information about people experiencing homelessness on the List updated on a regular basis, monthly at minimum?	Yes
-----	---	-----

Part B) Please provide additional information about the List

3.10	How often is information about people experiencing homelessness updated on the List?	Weekly
------	--	--------

3.11 To accurately calculate inflows into homelessness and outflows from homelessness, communities need up-to-date information about people's interaction with the homeless-serving system (activity and inactivity).

a)	Is people's interaction with the homeless-serving system (activity and inactivity) updated regularly on the List?	Yes
----	---	-----

b) **Optional CHR question:** How is your community working toward higher quality data for tracking people’s interaction with the system? What strategies are being used to ensure that changes in “active” or “inactive” state are made in a timely way?

***Optional:** Please insert comment here*

3.12 To accurately calculate inflows into and outflows from homelessness, communities need up-to-date information about where people are staying or living (i.e., their housing history).

a) Is housing history updated regularly on the List?

Not yet

b) Is there a process in place for keeping chronic homelessness status on the List up-to-date? For example, if someone has been on the List for long enough to meet the threshold of chronic homelessness, is this change in status reflected on the List?

Yes

c) **Optional CHR question:** How is your community working toward higher quality data about people’s transitions “into homelessness” and “from homelessness”? What strategies are being used to address incomplete data, so that everyone has sufficient housing history documented on the List?

Optional: Please insert comment here

Step 3. Have a comprehensive List

Part A) Does the community assess the List as comprehensive?

A comprehensive List includes all of the individuals and families experiencing homelessness in the community, as much as possible right now.

3.13 a) Which household types does the List include? Select all that apply.

- Single adults
- Unaccompanied youth
- Families

b) Does the List include family members like dependents, or just the head of household?

All family members including dependents

3.14 Does the List include individuals experiencing homelessness who identify as Indigenous?

Yes

<p>3.15 Does the List include people experiencing homelessness as soon as they are connected with the homeless-serving system?</p>	<p>Yes – people are included on the first day</p>
<p>3.16 Does the List include more than just people experiencing chronic homelessness?</p>	<p>Yes – includes more than chronic</p>
<p>3.17 a) Does the List include all of the individuals and families staying in all of the emergency shelters (e.g., emergency shelters, hostels, and hotel/motel stays paid for by a service provider)?</p>	<p>Under development</p>
<p>b) Does the List include individuals and families staying in domestic violence shelters?</p>	<p>Under development</p>
<p>3.18 Does the List include all of the individuals and families served through outreach at all locations (hotspots) where people are living unsheltered (i.e., staying in places not meant for human habitation)?</p>	<p>Yes</p>
<p>3.19 Does the List include individuals and families who are experiencing hidden homelessness, to the best of your knowledge?</p>	<p>Under development</p>
<p>3.20 Does the List include individuals and families staying in transitional housing?</p>	<p>Yes</p>
<p>3.21 Does the List include individuals staying in public institutions who do not have a fixed address (e.g., jail or hospital)?</p>	<p>Not yet started</p>
<p>3.22 The “Understanding Community-Level Data” worksheet helps communities self-assess the comprehensiveness of their List. CHR question 3.22 is an optional follow-up question for communities that have completed this worksheet.</p>	

Optional CHR question: How does data from the List compare to other community-level data sources that are considered accurate or valid? For example, if data is available for similar time periods, how do the numbers and/or proportions of people staying in shelters or living unsheltered compare across data sources?

***Optional:** Please insert comment here*

3.23 Consider your answers to Questions 3.13 to 3.21 (and 3.22, if applicable). In your opinion, does your List include all of the individuals and families experiencing homelessness in your community, as much as possible right now?

Yes

Part B) Please provide additional information about the List

3.24 a) Does the community have a document that identifies and describes all of the service providers that help people experiencing homelessness with their housing challenges?

Yes

b) In this document, how many providers help to keep the List up-to-date in some way? For example, they may refer people to an access point where they can be added to the List or update the List directly in the HMIS.

This is completed by the Homelessness Resource Coordinator

c) How many of the providers identified in 3.24(b) above are funded through the Designated Communities (DC) or Territorial Homelessness (TH) stream?

TBD

Step 4. Track outcomes and progress against targets using data from the List

Part A) Can the community generate accurate baselines using data from the List?

Communities use data from their List to report on outcomes and set targets in their CHR.

Only communities with a real-time, comprehensive List and the capacity to generate accurate baselines for the five core outcomes will be asked to set targets and submit results in the current reporting cycle.

To generate accurate monthly baselines, a List needs to be in place by January 1st and monthly data is reported for all of March. To generate accurate annual baselines, a List needs to be in place for at least one fiscal year and annual data is reported for April 1st to March 31st.

3.25 Has the List been in place long enough to report **monthly data**?

a) Was your real-time, comprehensive List in place on or before January 1, 2023?

Yes

b) Was your real-time, comprehensive List in place on or before January 1, 2022?

No

3.26 Using the List, can **monthly data** be generated for the core outcomes:

a) **Outcome #1:** People who experienced homelessness for at least one day (that month)

Yes

b) **Outcome #2:** People who were newly identified (that month)

Yes

c) **Outcome #3:** Returns to homelessness (that month)

Yes

d) **Outcome #4:** Indigenous peoples who experienced homelessness for at least one day (that month)

Yes

e) Outcome #5: People who experienced chronic homelessness for at least one day (that month)	Yes
f) Does your community have a target to report in Section 4 for one or more of the following monthly outcomes:	
Outcome #1:	No
Outcome #2:	No
Outcome #3:	No
Outcome #4:	No
Outcome #5:	No
3.27 Has the List been in place long enough to report annual data ?	
a) Was your real-time, comprehensive List in place on or before April 1, 2022?	No
[Redacted]	[Redacted]
[Redacted]	[Redacted]
[Redacted]	[Redacted]
[Redacted]	[Redacted]
[Redacted]	[Redacted]
[Redacted]	[Redacted]
[Redacted]	[Redacted]
[Redacted]	[Redacted]

Part B) Please provide additional information about the List

3.29 Has your List met the benchmark of a "Quality By-Name List" confirmed by the Canadian Alliance to End Homelessness?	No
--	----

Section 3 Summary Tables

The tables below provide a summary of the work your community has done so far to transition to an outcomes-based approach under Reaching Home.

Step 1: Has a List	Step 2: Has a real-time List	Step 3: Has a comprehensive List
Yes	Yes	Yes

Step 4: Can report <u>monthly</u> outcomes and set targets using data from the List (reporting in Section 4 is mandatory for 2023-24 CHR's, if not earlier)			
List was in place as of January 1, 2023 (or earlier)	Can generate monthly data	Has set targets	Has an outcomes- based approach in place
Yes	Outcome 1: Yes	Outcome 1: No	No
	Outcome 2: Yes	Outcome 2: No	
	Outcome 3: Yes	Outcome 3: No	
	Outcome 4: Yes	Outcome 4: No	
	Outcome 5: Yes	Outcome 5: No	

Step 4: Can report <u>annual</u> outcomes and set targets using data from the List (reporting in Section 4 is mandatory once annual data can be generated)			
List was in place as of April 1, 2022 (or earlier)	Can generate annual data	Has set targets	Has an outcomes- based approach in place
	Outcome 1: No	Outcome 1: No	
	Outcome 2: No	Outcome 2: No	

No	Outcome 3: No	Outcome 3: No	No
	Outcome 4: No	Outcome 4: No	
	Outcome 5: No	Outcome 5: No	

Section 3 Summary Comment

3.30 Are there particular efforts and/or issues that you would like to highlight for this reporting period related to your community’s work to transition to an outcomes-based approach under Reaching Home? In particular, please include updates about the following:

- efforts to set-up, maintain and/or improve the List over the last year;
- plans to set-up, maintain and/or improve the List over the next year;
- examples of how data from the List was used over the last year (e.g., for service planning at the individual level or for strategic planning at the community level); and,
- if the community has a plan in place to support them to improve the quality of data being generated from their List.

Your Summary Comment is an opportunity to provide additional context about your Summary Table results.

We continue to improve data entry into Homeless Individuals and Families Information System (HIFIS). Some local Indigenous organizations do not want to use HIFIS due to mistrust of government, making data collection difficult and data sets incomplete. Our outreach partners have struggled with setting time aside to enter data as they don't have a method to do so while on the road. In the next year we will continue to provide onsite training to staff at all organizations to raise comfort level with HIFIS. We have considered purchasing iPads to facilitate this process for outreach workers and will be looking further into the logistics of this. We continue to work with Indigenous partners to address trust concerns.

End of Section 3

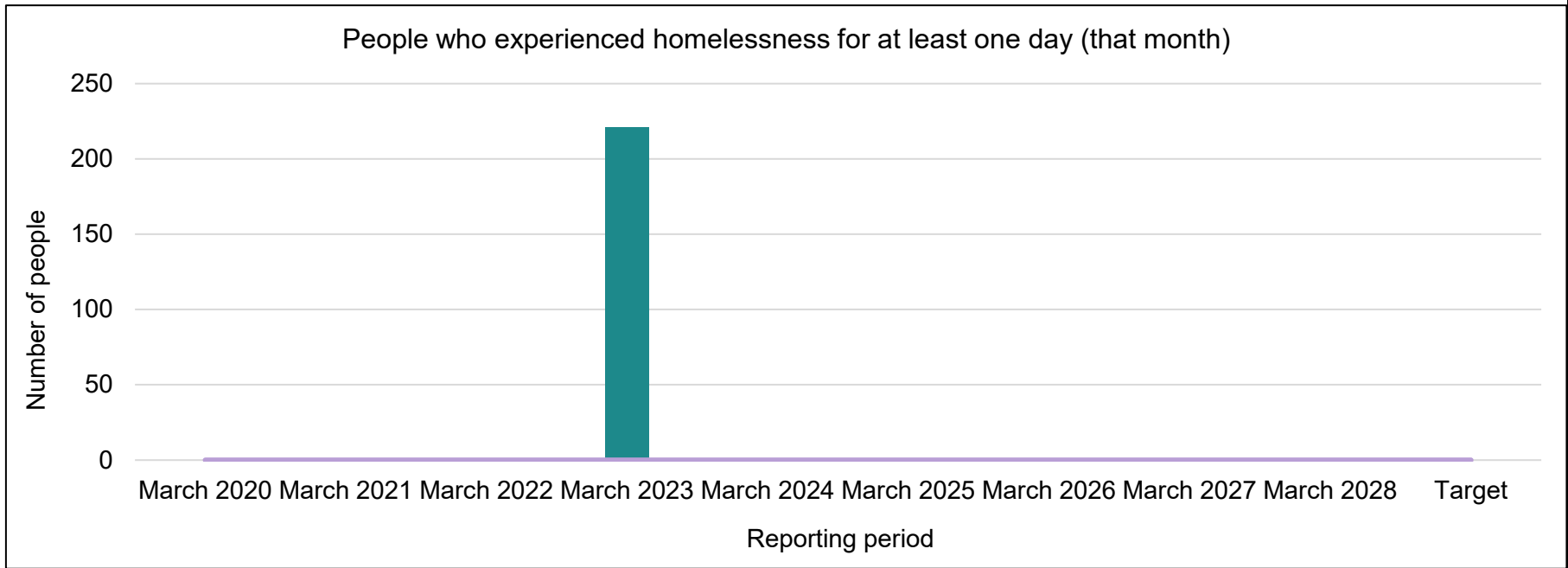
SECTION 4: COMMUNITY-LEVEL OUTCOMES AND TARGETS (MONTHLY)

Community-Level Core Outcomes – Monthly Data Reporting

Outcome #1: Fewer people experience homelessness (homelessness is reduced overall)

Given your answers in Section 3, you can report monthly result(s) for Outcome #1 using your List. Add a target for 2027-28 in the far right box.

	March 2020	March 2021	March 2022	March 2023	March 2024	March 2025	March 2026	March 2027	March 2028	Target
People who experienced homelessness for at least one day (that month)				221						



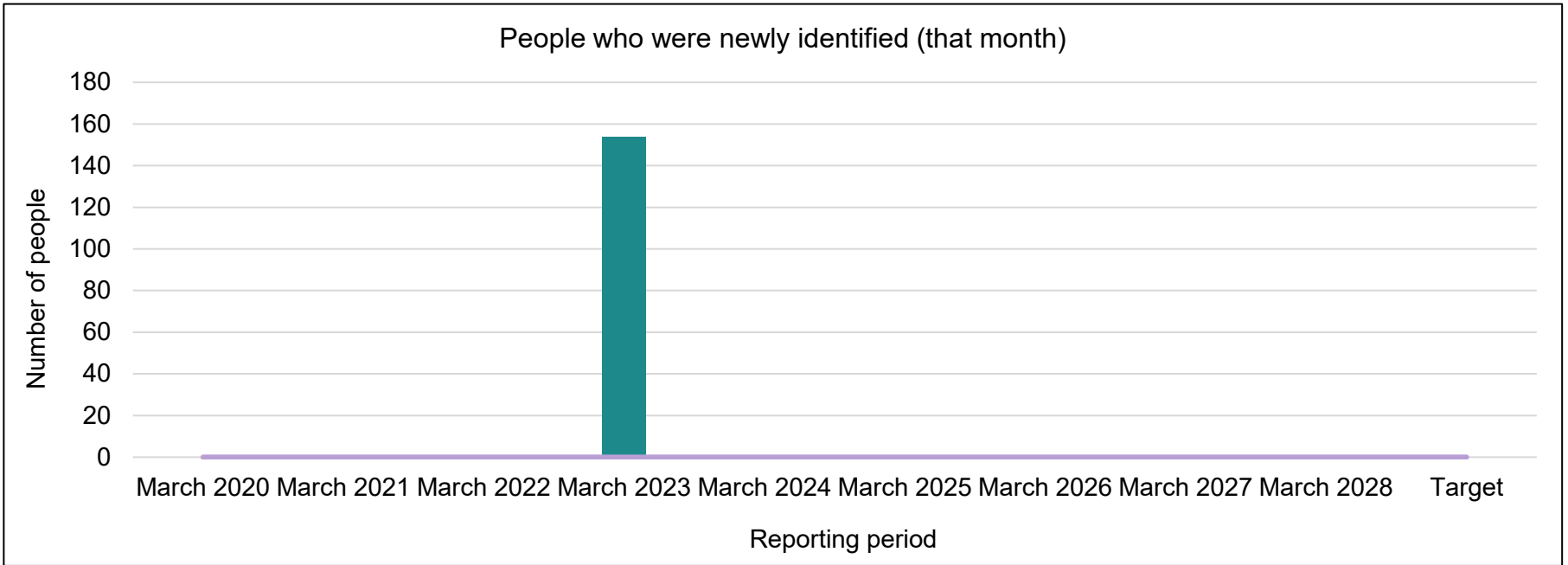
Context for Outcome #1 (monthly):

a) Please provide context about your results, as applicable. For example, if data changed from a previous CHR, please describe what changed and why. In addition, if the target has changed, please provide more information about why it was changed and when. Finally, if N/A was used for one or more data points, please describe why.

221 is a marked decrease from our Point in Time (PIT) count 2018 number of 338. As the reported data prior to this year is unreliable it's unclear whether these numbers have truly decreased, or whether this discrepancy is representing the fact that there is a significant number of people not accessing services.

b) Was the HIFIS **“Community Homelessness Report”** used to generate data for this outcome?

Yes



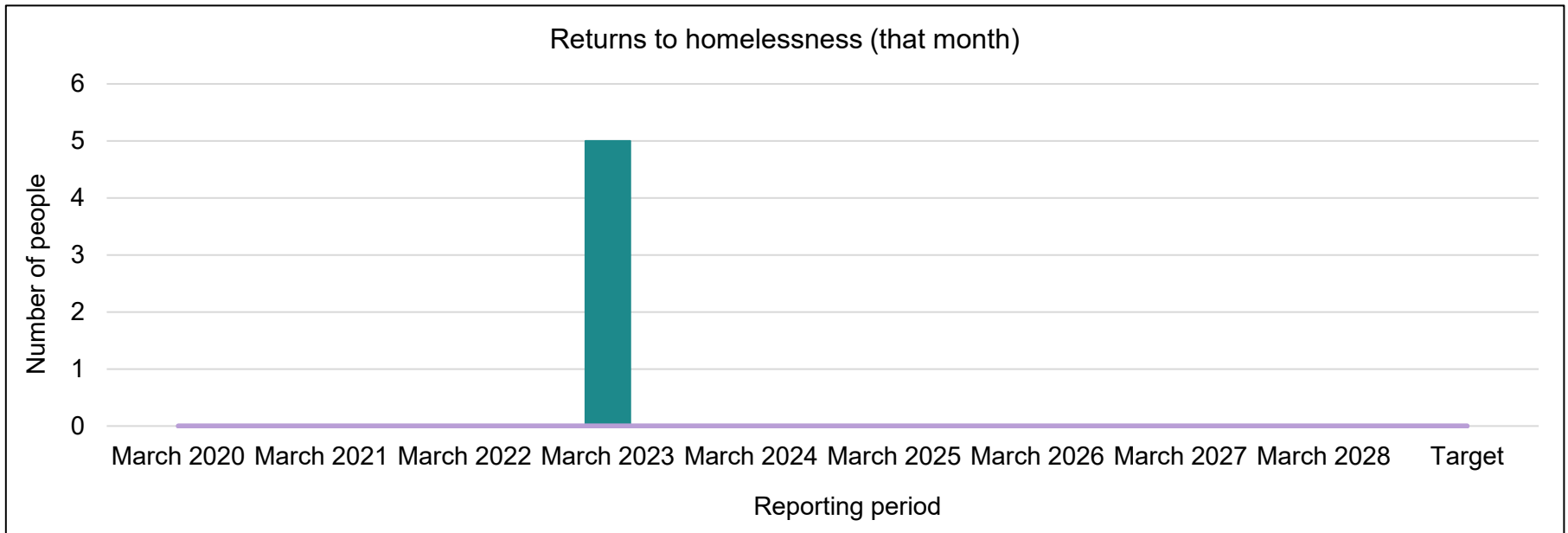
Context for Outcome #2 (monthly):

a) Please provide context about your results, as applicable. For example, if data changed from a previous CHR, please describe what changed and why. In addition, if the target has changed, please provide more information about why it was changed and when. Finally, if N/A was used for one or more data points, please describe why.

while we're unable to comment on this number in a historical context, we would hope this number would decrease dramatically in the next year as we have increased our prevention & shelter diversion funding to 400,000 in 2023-2024 over four categories (youth, adult, family, seniors) .

b) Was the HIFIS **“Community Homelessness Report”** used to generate data for this outcome?

Yes



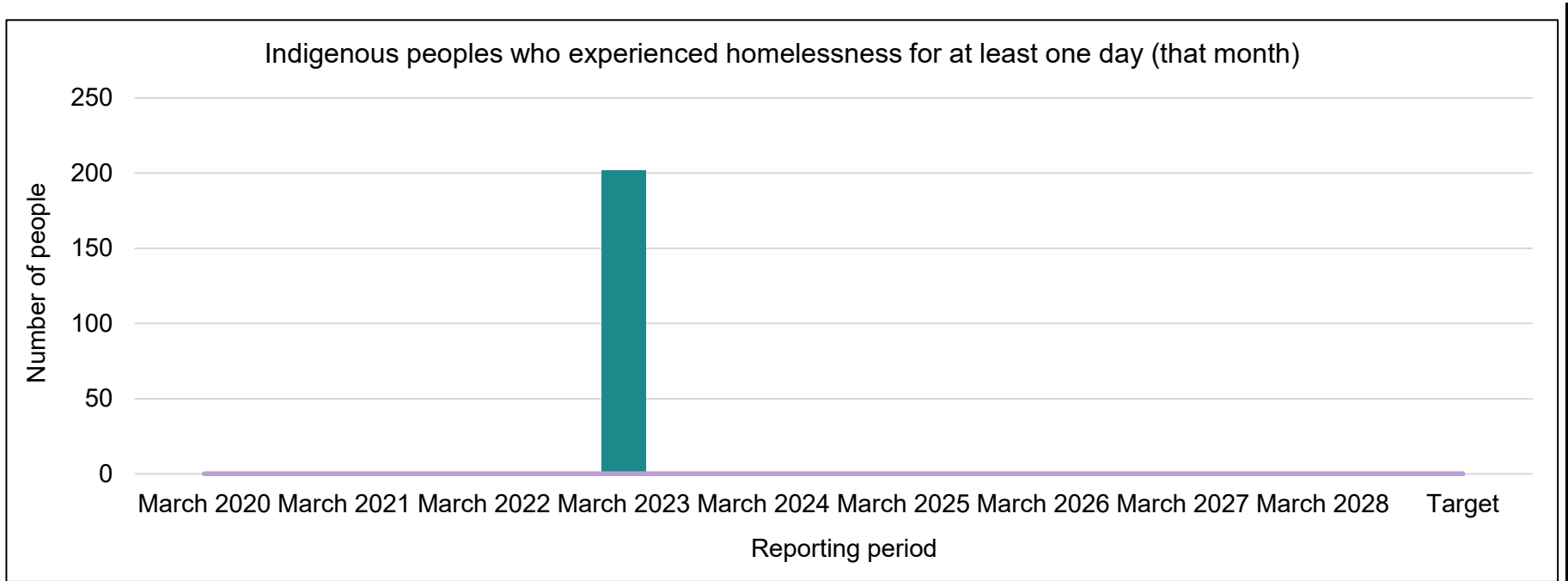
Context for Outcome #3 (monthly):

a) Please provide context about your results, as applicable. For example, if data changed from a previous CHR, please describe what changed and why. In addition, if the target has changed, please provide more information about why it was changed and when. Finally, if N/A was used for one or more data points, please describe why.

we have not yet set a target for next year, but would expect this number to decrease, again due to the increase in prevention & Shelter Diversion funding.

b) Was the HIFIS **“Community Homelessness Report”** used to generate data for this outcome?

Yes



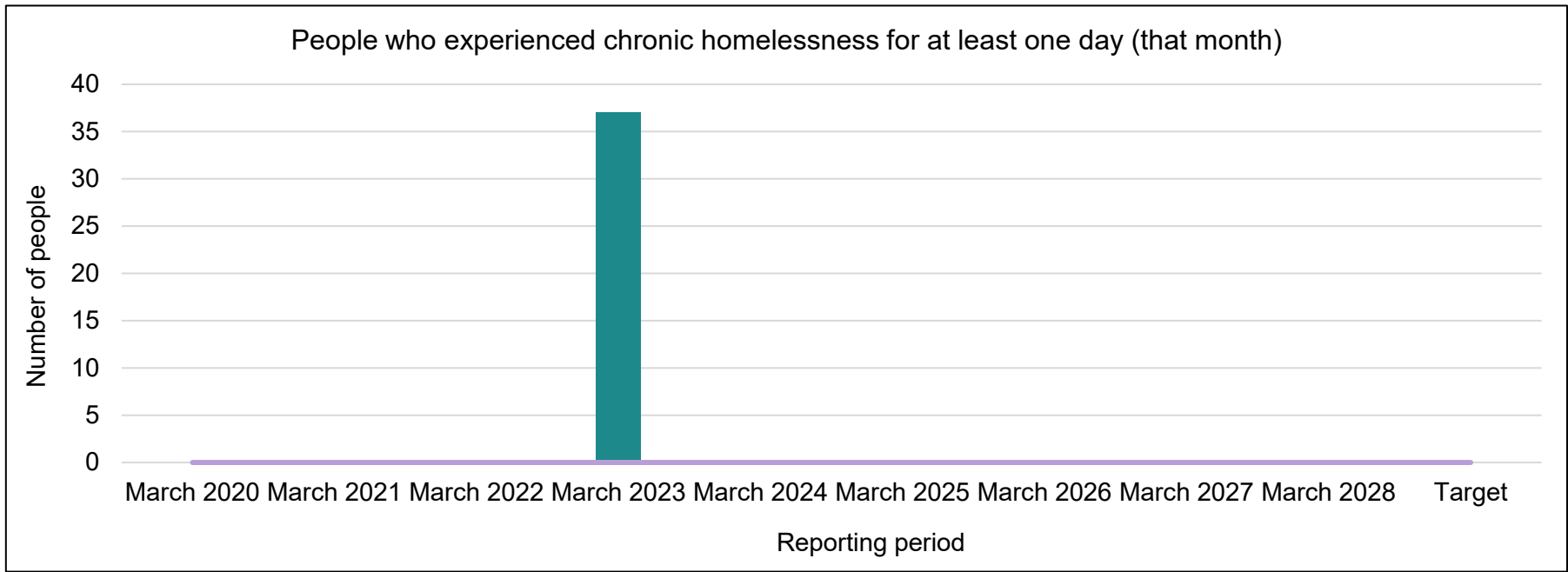
Context for Outcome #4 (monthly):

a) Please provide context about your results, as applicable. For example, if data changed from a previous CHR, please describe what changed and why. In addition, if the target has changed, please provide more information about why it was changed and when. Finally, if N/A was used for one or more data points, please describe why.

When compared to our 2018 PIT count this number represents a 1% increase in Indigenous homelessness. In 2018 90% of homeless individuals were Indigenous, now they represent 91% of the homelessness community

b) Was the HIFIS **“Community Homelessness Report”** used to generate data for this outcome?

Yes



Context for Outcome #5 (monthly):

[Redacted content]

b) Please provide context about your results, as applicable. For example, if data changed from a previous CHR, please describe what changed and why. In addition, if the target has changed, please provide more information about why it was changed and when. Finally, if N/A was used for one or more data points, please describe why.

our 2018 PIT count indicates that 75% of the 338 homeless individuals experiencing homelessness were chronically homeless (a total of 253 individuals). This report's number would indicate a significant improvement in chronic homelessness.

c) Was the HIFIS "**Community Homelessness Report**" used to generate data for this outcome?

Yes

End of Section 4

COMMUNITY HOMELESSNESS REPORT SUMMARY

Yellowknife

2022-2023

The Community Homelessness Report (CHR) is an annual Reaching Home reporting deliverable that supports communities to prevent and reduce homelessness using a more coordinated, systems-based and data-driven response. The CHR was designed to support local discussions and decision making, using all of the information about homelessness currently available at the community level. Communities are encouraged to use their CHR data to develop clear plans of action that help them to reach their homelessness reduction targets and to leverage the collective efforts of service providers working across the community, regardless of how they are funded.

This is a summary of the CHR for the 2022-23 reporting cycle. It shows the community's self-assessment of Reaching Home implementation, which includes the following key components:

- meaningful collaboration between Indigenous and non-Indigenous partners (see Section 1);
- community-level governance, coordinated service delivery (Coordinated Access) and use of a Homelessness Management Information System or HMIS (see Section 2); and,
- an outcomes-based approach (tracking community-level outcomes and progress against targets using a Unique identifier or By-Name List, referred to as a List; see Section 3).

If the community was able to report on outcomes and targets, this CHR Summary also includes results for each of the five core outcomes of Reaching Home (see Section 4).

Section 1. Community Context – Collaboration between Indigenous and Non-Indigenous Partners

Does your community, as a Designated Community (DC), also receive Reaching Home Indigenous Homelessness (IH) funding?	Not applicable – community is not a DC
Specific to Coordinated Access and the HMIS, has there been ongoing, meaningful collaboration between the DC or Territorial Homelessness (TH) CE and local Indigenous organizations over the reporting period?	Yes
Describe this collaboration in more detail.	
<p>Our Coordinated Access Working group includes members of Dene Nation, Arctic Indigenous Wellness Foundation, and many Indigenous staff members of homelessness serving organization. Through consulting with this group we have identified that the Vulnerability Assessment Tool (VAT) was viewed as a colonial tool not compatible with the local Indigenous culture and as such have been taking part in the pilot of a new prioritization "tool" known as the PATHS process. This process is an Indigenous led, community driven tool which seeks to prioritize individuals for housing in a more culturally appropriate way.</p>	
With respect to the completion of the Community Homelessness Report (CHR), was there ongoing, meaningful collaboration between local Indigenous and non-Indigenous organizations and, where applicable, the IH CE and/or IH CAB?	No

What is the plan to ensure meaningful collaboration occurs during next year's CHR process?

Next year, the CAB will request that the member representing an Indigenous organization request feedback on the CHR from their organization. This document is a difficult one to get feedback on due to the rigidity of the questions, and data-driven responses. A more fulsome discussion regarding homelessness with Indigenous organizations can and does happen outside of the scope of this document.

Section 2. Coordinated Access and Homelessness Management Information System (HMIS) Self-Assessment

Summary Tables

The table below provides a summary of the work your community has done so far to meet the Reaching Home minimum requirements for Coordinated Access and an HMIS.

	Met	Started	Not Yet Started
Number of minimum requirements	13	5	0

The table below shows the percentage of minimum requirements completed for each core Coordinated Access component.

Governance	HMIS	Access Points to Service	Triage and Assessment	Coordinated Access Resource Inventory	Vacancy Matching and Referral
100%	100%	33%	50%	67%	67%

Summary Comment

Are there particular efforts and/or issues that you would like to highlight for this reporting period related to your community's work to achieve the Reaching Home minimum requirements?

2022-2023 was a significant year for Coordinated Access in Yellowknife. We have started the process of participating in a pilot project for a prioritization process (the PATH process) which is Indigenous developed and community driven. Previously the assessment process was a major stumbling block for community buy-in to coordinated access. We hope that by utilizing the PATH process we will be able to better meet our community needs as well as satisfy local organization's concerns. We "soft-launched" coordinated access in January with a launch event and are working steadily towards full implementation. Recently we've met with the Government of Northwest Territories (GNWT) Integrated Service Delivery group and are working towards a mutual goal of system-wide coordination.

Unfortunately earlier in the year our two Community Advisory Board (CAB) members with lived experience were no longer able to attend regularly. We've recently filled those two seats with new members who will be invited to also participate in our Coordinated Access Committee.

Section 3. Outcomes-Based Approach Self-Assessment

Summary Tables - Minimum Requirement

The tables below provide a summary of the work your community has done so far to transition to an outcomes-based approach under Reaching Home.

Step 1: Has a List	Step 2: Has a real-time List	Step 3: Has a comprehensive List
Yes	Yes	Yes

Step 4: Can report <u>monthly</u> outcomes and set targets using data from the List (reporting in Section 4 is mandatory for 2023-24 CHR, if not earlier)			
List was in place as of January 1, 2023 (or earlier)	Can generate monthly data	Has set targets	Has an outcomes-based approach in place
Yes	Outcome 1: Yes	Outcome 1: No	No
	Outcome 2: Yes	Outcome 2: No	
	Outcome 3: Yes	Outcome 3: No	
	Outcome 4: Yes	Outcome 4: No	
	Outcome 5: Yes	Outcome 5: No	

Step 4: Can report <u>annual</u> outcomes and set targets using data from the List (reporting in Section 4 is mandatory once annual data can be generated)			
List was in place as of April 1, 2022 (or earlier)	Can generate annual data	Has set targets	Has an outcomes-based approach in place
No	Outcome 1: No	Outcome 1: No	No
	Outcome 2: No	Outcome 2: No	
	Outcome 3: No	Outcome 3: No	
	Outcome 4: No	Outcome 4: No	
	Outcome 5: No	Outcome 5: No	

Summary Comment
Are there particular efforts and/or issues that you would like to highlight for this reporting period related to your community's work to transition to an outcomes-based approach under Reaching Home?

We continue to improve data entry into Homeless Individuals and Families Information System (HIFIS). Some local Indigenous organizations do not want to use HIFIS due to mistrust of government, making data collection difficult and data sets incomplete. Our outreach partners have struggled with setting time aside to enter data as they don't have a method to do so while on the road. In the next year we will continue to provide onsite training to staff at all organizations to raise comfort level with HIFIS. We have considered purchasing iPads to facilitate this process for outreach workers and will be looking further into the logistics of this. We continue to work with Indigenous partners to address trust concerns.

More information about the Unique Identifier List

Step 1. Have a List

Where does data for the List come from?

- HIFIS
- Excel

- Other HMIS
- Other data source(s)
- Not applicable – Do not have a List yet

Please describe how the List is created using HIFIS:

Custom report

Step 1. Have a List (cont.)

For the List, does the community have...

A written policy/protocol that describes how interaction with the homeless-serving system is documented

Yes

Chronic homelessness

x

Federal definition

A written policy/protocol that describes how housing history is documented	Yes
--	-----

	Local definition
--	------------------

From the List, can the community get data for...

Newly identified on the List	Yes
Activity and inactivity	Not yet
Housing history	Yes

From the List, can the community get demographic data for...

Age	Yes	Indigenous identity	Yes
Household type	Yes	Veteran status	Yes
Gender identity	Yes		

Step 2. Have a real-time List

How often is information about people experiencing homelessness updated on the List?	Weekly
Is people's interaction with the homeless-serving system (activity and inactivity) updated regularly on the List?	Yes
Is housing history updated regularly on the List?	Not yet
Is there a process in place for keeping chronic homelessness status on the List up-to-date?	Yes

Step 3. Have a comprehensive List

Does the community have a document that identifies and describes all of the service providers that help people experiencing homelessness with their housing challenges?	Yes
Optional question: How does data from the List compare to other community-level data sources that are considered accurate or valid? This is an optional follow-up question for communities that have completed the "Understanding Community-Level Data" worksheet.	

Community did not complete this optional question.

Step 4. Track outcomes and progress against targets using data from the List

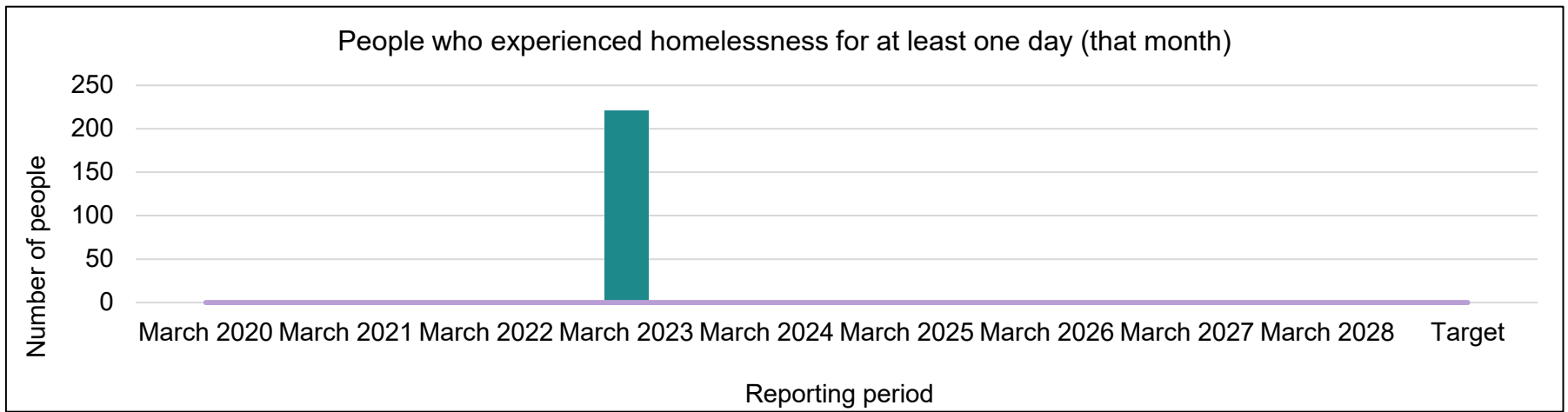
Does the List meet the benchmark of a “Quality By-Name List” confirmed by the Canadian Alliance to End Homelessness?

No

Section 4. Community-Level Outcomes and Targets – Monthly

Outcome #1: Fewer people experience homelessness (homelessness is reduced overall)

	March 2020	March 2021	March 2022	March 2023	March 2024	March 2025	March 2026	March 2027	March 2028	Target
People who experienced homelessness for at least one day (that month)				221						



Context for Outcome #1 (monthly):
 Please provide context about your results, as applicable.

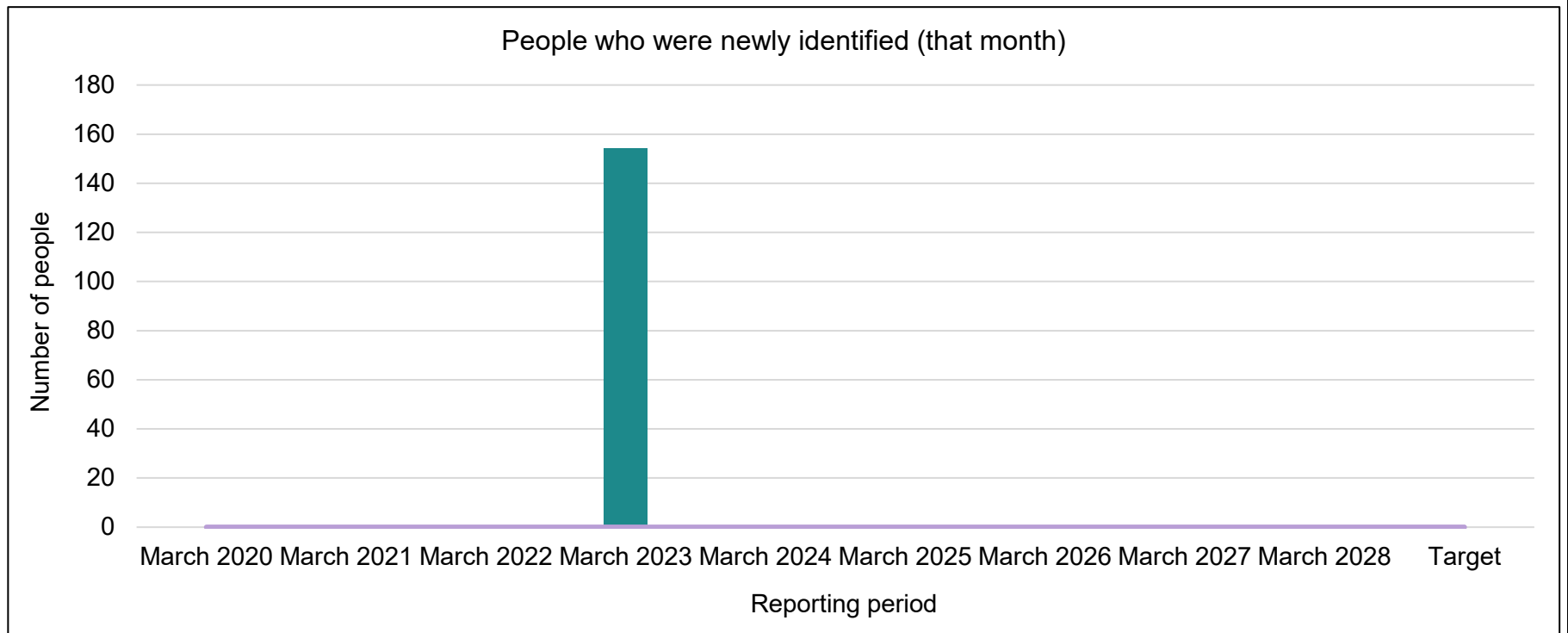
221 is a marked decrease from our Point in Time (PIT) count 2018 number of 338. As the reported data prior to this year is unreliable it's unclear whether these numbers have truly decreased, or whether this discrepancy is representing the fact that there is a significant number of people not accessing services.

Was the HIFIS ***“Community Homelessness Report”*** used to generate data for this outcome?

Yes

Outcome #2: Fewer people were newly identified (new inflows to homelessness are reduced)

	March 2020	March 2021	March 2022	March 2023	March 2024	March 2025	March 2026	March 2027	March 2028	Target
People who were newly identified (that month)				154						



Context for Outcome #2 (monthly):

Please provide context about your results, as applicable.

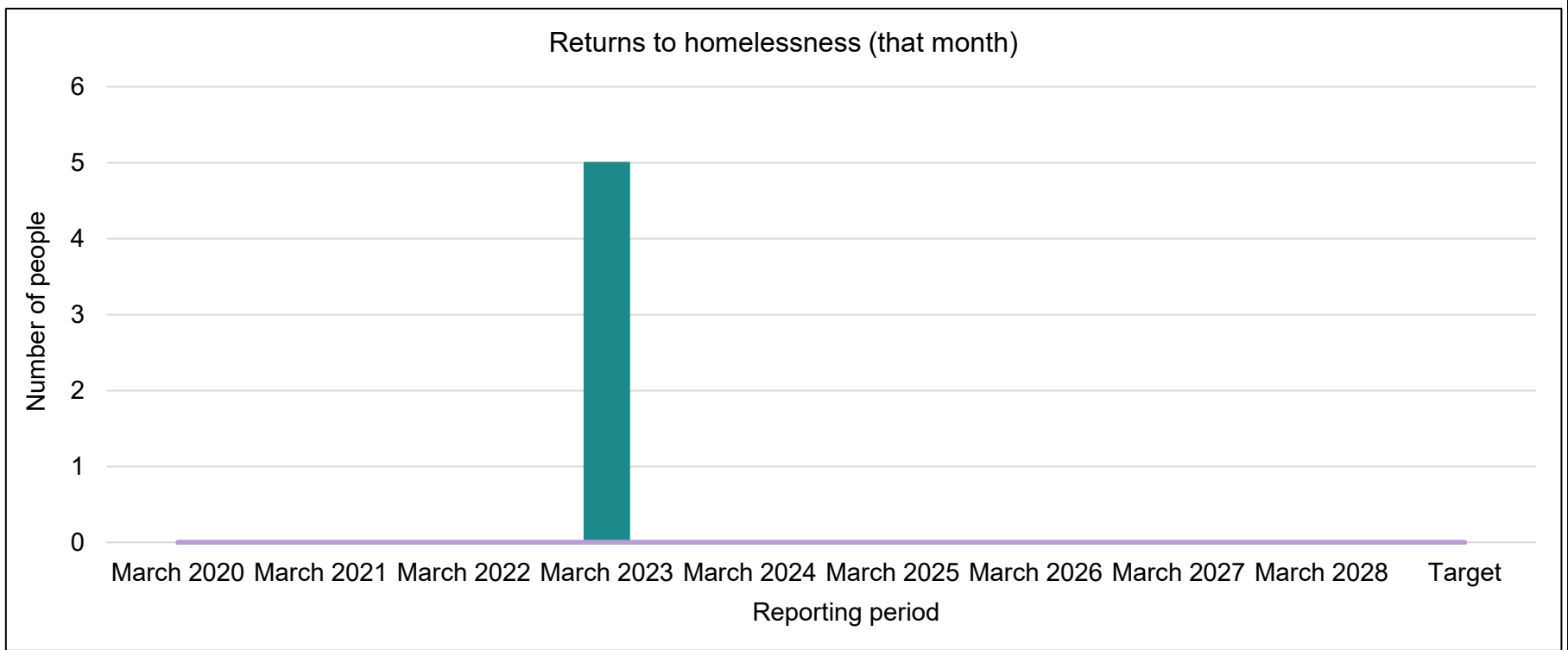
while we're unable to comment on this number in a historical context, we would hope this number would decrease dramatically in the next year as we have increased our prevention & shelter diversion funding to 400,000 in 2023-2024 over four categories (youth, adult, family, seniors) .

Was the HIFIS "**Community Homelessness Report**" used to generate data for this outcome?

Yes

Outcome #3: Fewer people return to homelessness (returns to homelessness are reduced)

	March 2020	March 2021	March 2022	March 2023	March 2024	March 2025	March 2026	March 2027	March 2028	Target
Returns to homelessness (that month)				5						



Context for Outcome #3 (monthly):

Please provide context about your results, as applicable.

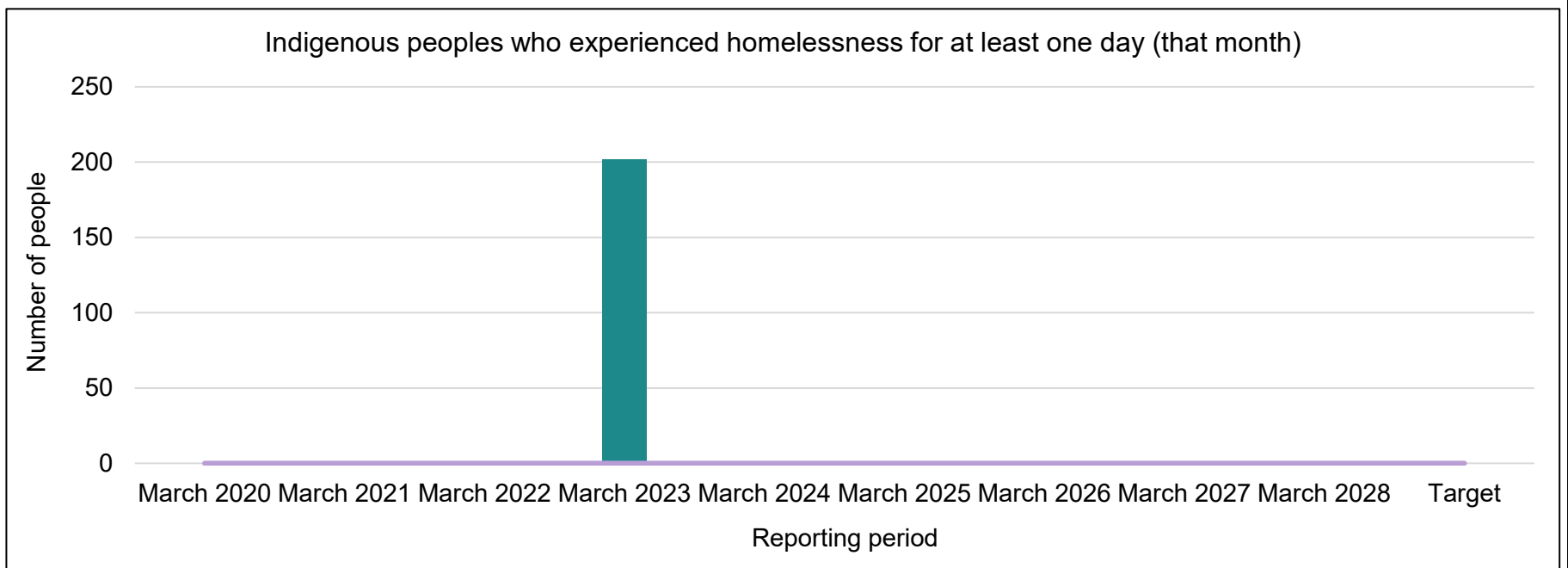
we have not yet set a target for next year, but would expect this number to decrease, again due to the increase in prevention & Shelter Diversion funding.

Was the HIFIS "**Community Homelessness Report**" used to generate data for this outcome?

Yes

Outcome #4: Fewer Indigenous peoples experience homelessness (Indigenous homelessness is reduced)

	March 2020	March 2021	March 2022	March 2023	March 2024	March 2025	March 2026	March 2027	March 2028	Target
Indigenous peoples who experienced homelessness for at least one day (that month)				202						



Context for Outcome #4 (monthly):

Please provide context about your results, as applicable.

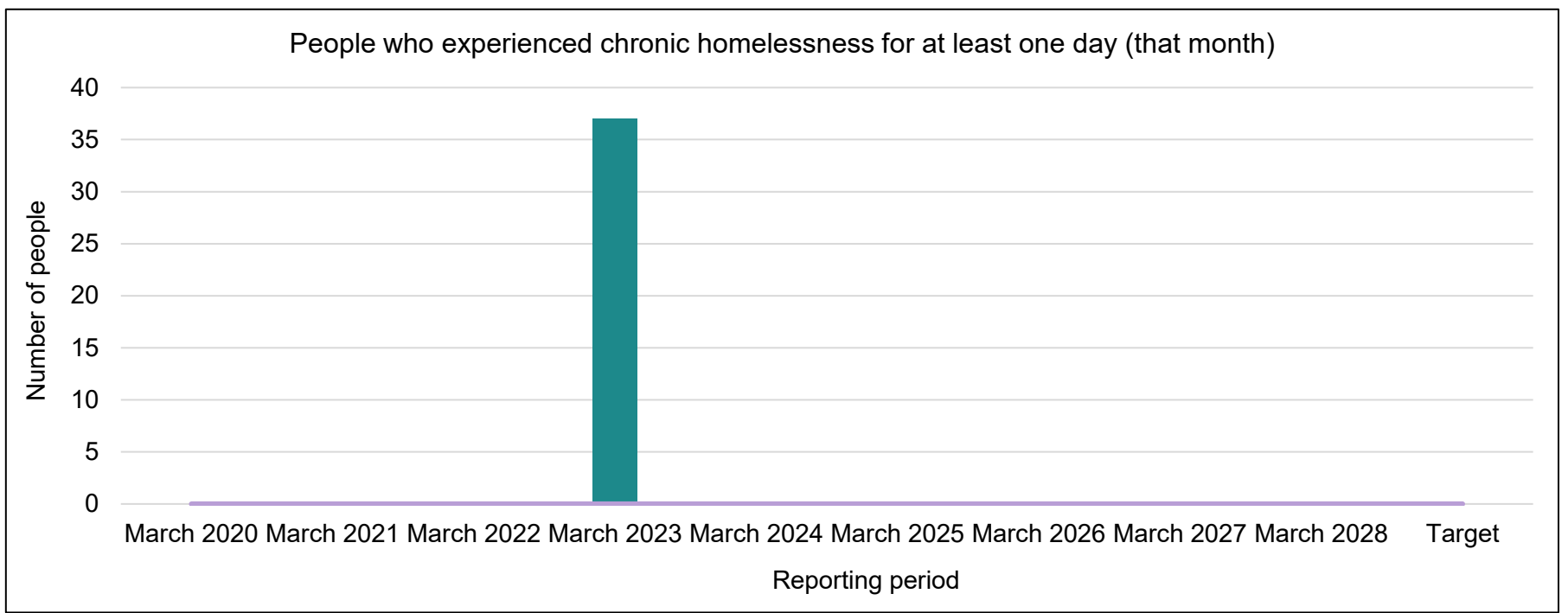
When compared to our 2018 PIT count this number represents a 1% increase in Indigenous homelessness. In 2018 90% of homeless individuals were Indigenous, now they represent 91% of the homelessness community

Was the HIFIS "***Community Homelessness Report***" used to generate data for this outcome?

Yes

Outcome #5: Fewer people experience chronic homelessness (chronic homelessness is reduced)

	March 2020	March 2021	March 2022	March 2023	March 2024	March 2025	March 2026	March 2027	March 2028	Target
People who experienced chronic homelessness for at least one day (that month)				37						



Context for Outcome #5 (monthly):

Please provide context about your results, as applicable.

our 2018 PIT count indicates that 75% of the 338 homeless individuals experiencing homelessness were chronically homeless (a total of 253 individuals). This report's number would indicate a significant improvement in chronic homelessness.

Was the HIFIS "**Community Homelessness Report**" used to generate data for this outcome?

Yes

Section 4. Community-Level Outcomes and Targets – Annual

Based on the information provided in the Community Homelessness Report, the community does not have to report annual community-level outcomes for the reporting period.